

# Omega II®

[www.combustionresearch.com](http://www.combustionresearch.com)

Combustion Research Corp.

Toll Free No. 888.852.3611



**10 Year Warranty on Radiant Tubes For Internally Created Corrosion**

**3 Try Direct Spark Ignition  
100% Safety 1 Hour Lockout**

**Burner Flame Inspection Window**

**CSA Certified (Formally A.G.A & CGA)**

**Easy Installation**

**Electronic Flame Monitoring**

**Emitter Tubing S.E.C. Designed for Optimum Efficiency and Output**

**Energy Savings of 30-50% over Conventional Heating Systems**



**Natural Gas or Propane Gas**

**Powder Coated or Stainless Steel Burner Housing**

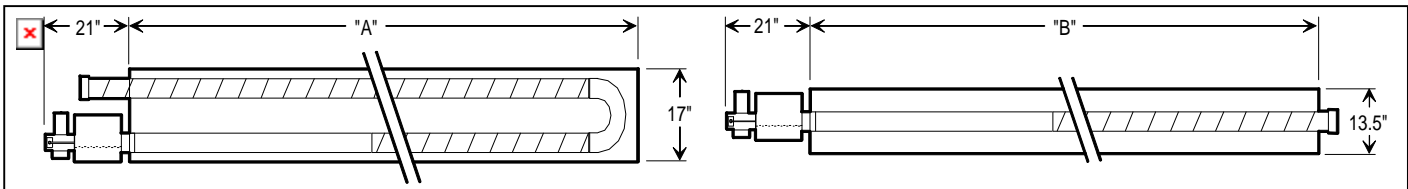
**Pre Purge Cycle**

**Radiant Tubing Constructed Entirely of Corrosion Resistant Aluminized Steel  
Also Available in Stainless Steel**

**Straight and "U" Configuration**



Burner	Input Btu/hr	Emitter OD	"A" Dimension	Weight ("U")	"B" Dimension	Weight (Straight)
0922.NG/LP	40,000	3.5"	5'-0" / 10'-0"	90 / 115	10'0" / 19'-8"	75 / 105
0921.NG/LP	45,000	3.5"	5'-0" / 10'-0"	90 / 115	10'0" / 19'-8"	75 / 105
0920.NG/LP	50,000	3.5"	10'-0" / 14'-8"	115 / 135	19'-8" / 29'-10"	105 / 130
0919.NG/LP	55,000	3.5"	10'-0" / 14'-8"	115 / 135	19'-8" / 29'-10"	105 / 130
0918.NG/LP	60,000	3.5"	10'-0" / 14'-8" / 19'-8"	115 / 135 / 160	19'-8" / 29'-10" / 39'-4"	105 / 130 / 155
0917.NG/LP	65,000	3.5"	10'-0" / 14'-8" / 19'-8"	115 / 135 / 160	19'-8" / 29'-10" / 39'-4"	105 / 130 / 155
0916.NG/LP	70,000	3.5"	10'-0" / 14'-8" / 19'-8"	115 / 135 / 160	19'-8" / 29'-10" / 39'-4"	105 / 130 / 155
0915.NG/LP	75,000	3.5"	10'-0" / 14'-8" / 19'-8"	115 / 135 / 160	19'-8" / 29'-10" / 39'-4"	105 / 130 / 155
0914.NG/LP	80,000	3.5"	10'-0" / 14'-8" / 19'-8"	115 / 135 / 160	19'-8" / 29'-10" / 39'-4"	105 / 130 / 155
0913.NG/LP	85,000	3.5"	10'-0" / 14'-8" / 19'-8"	115 / 135 / 160	19'-8" / 29'-10" / 39'-4"	105 / 130 / 155
0912.NG/LP	90,000	3.5"	10'-0" / 14'-8" / 19'-8"	115 / 135 / 160	19'-8" / 29'-10" / 39'-4"	105 / 130 / 155
0911.NG/LP	95,000	3.5"	14'-8" / 19'-8" / 24'-10"	135 / 160 / 195	29'-10" / 39'-4" / 49'-1"	130 / 155 / 185
0910.NG/LP	100,000	3.5"	14'-8" / 19'-8" / 24'-10"	135 / 160 / 195	29'-10" / 39'-4" / 49'-1"	130 / 155 / 185
0926.NG/LP	105,000	4.0"	14'-8" / 19'-11" / 24'-10"	145 / 175 / 215	29'-10" / 39'-4" / 49'-1"	130 / 155 / 175
0927.NG/LP	110,000	4.0"	14'-8" / 19'-11" / 24'-10"	145 / 175 / 215	29'-10" / 39'-4" / 49'-1"	130 / 155 / 175
0928.NG/LP	115,000	4.0"	14'-8" / 19'-11" / 24'-10"	145 / 175 / 215	29'-10" / 39'-4" / 49'-1"	130 / 155 / 175
0929.NG/LP	120,000	4.0"	19'-11" / 24'-10" / 29'-9"	175 / 215 / 225	39'-4" / 49'-1" / 58'-11"	155 / 175 / 210
0930.NG/LP	125,000	4.0"	19'-11" / 24'-10" / 29'-9"	175 / 215 / 225	39'-4" / 49'-1" / 58'-11"	155 / 175 / 210
0931.NG/LP	130,000	4.0"	19'-11" / 24'-10" / 29'-9"	175 / 215 / 225	39'-4" / 49'-1" / 58'-11"	155 / 175 / 210
0932.NG/LP	135,000	4.0"	19'-11" / 24'-10" / 29'-9"	175 / 215 / 225	39'-4" / 49'-1" / 58'-11"	155 / 175 / 210
0933.NG/LP	140,000	4.0"	19'-11" / 24'-10" / 29'-9"	175 / 215 / 225	39'-4" / 49'-1" / 58'-11"	155 / 175 / 210
0934.NG/LP	145,000	4.0"	19'-11" / 24'-10" / 29'-9"	175 / 215 / 225	39'-4" / 49'-1" / 58'-11"	155 / 175 / 210
0935.NG/LP	150,000	4.0"	19'-11" / 24'-10" / 29'-9"	175 / 215 / 225	39'-4" / 49'-1" / 58'-11"	155 / 175 / 210
0936.NG/LP	155,000	4.0"	19'-11" / 24'-10" / 29'-9" / 34'-9"	175 / 215 / 225 / 255	39'-4" / 49'-1" / 58'-11" / 68'-8"	175 / 210 / 210 / 235
0337.NG/LP	160,000	4.0"	19'-11" / 24'-10" / 29'-9" / 34'-9"	175 / 215 / 225 / 255	39'-4" / 49'-1" / 58'-11" / 68'-8"	175 / 210 / 210 / 235
0938.NG/LP	165,000	4.0"	19'-11" / 24'-10" / 29'-9" / 34'-9"	175 / 215 / 225 / 255	39'-4" / 49'-1" / 58'-11" / 68'-8"	175 / 210 / 210 / 235
0939.NG/LP	170,000	4.0"	19'-11" / 24'-10" / 29'-9" / 34'-9"	175 / 215 / 225 / 255	39'-4" / 49'-1" / 58'-11" / 68'-8"	175 / 210 / 210 / 235
0940.NG/LP	175,000	4.0"	19'-11" / 24'-10" / 29'-9" / 34'-9"	175 / 215 / 225 / 255	39'-4" / 49'-1" / 58'-11" / 68'-8"	175 / 210 / 210 / 235
0941.NG/LP	180,000	4.0"	24'-10" / 29'-9" / 34'-9"	215 / 225 / 255	49'-1" / 58'-11" / 68'-8"	210 / 210 / 235
0942.NG/LP	185,000	4.0"	24'-10" / 29'-9" / 34'-9"	215 / 225 / 255	49'-1" / 58'-11" / 68'-8"	210 / 210 / 235
0943.NG/LP	190,000	4.0"	24'-10" / 29'-9" / 34'-9"	215 / 225 / 255	49'-1" / 58'-11" / 68'-8"	210 / 210 / 235
0944.NG/LP	195,000	4.0"	24'-10" / 29'-9" / 34'-9" / 39'-9"	215 / 225 / 255 / 280	49'-1" / 58'-11" / 68'-8" / 78'-5"	210 / 210 / 235 / 255
0945.NG/LP	200,000	4.0"	24'-10" / 29'-9" / 34'-9" / 39'-9"	215 / 225 / 255 / 280	49'-1" / 58'-11" / 68'-8" / 78'-5"	210 / 210 / 235 / 255


**System Features**

Burner Assembly	Powder Coated For Superior Corrosion Resistance (Optional Stainless Steel)
Gas Connection	½" NPT – Stainless Steel Flex Included With Each Burner
Heat Exchanger Tubing	Aluminized Steel (Optional - Stainless Steel)
Exhaust flue O.D. (in.)	4"
Reflectors	.024 Bright Aluminum (Optional .024 Stainless Steel)
Ignition Control	Solid State, 3 Try Spark Ignition, 100% Shut-Off, Prepurge, 1 Hour Reset
CSA Standards	ANSI Z83.20 / CSA 2.34
Warranty	Three Years On Ignition Controls & Electrical Components 10 Year on Radiant Tubes – Refer to Owners Manual for Details

Installation Codes: COMBUSTION RESEARCH CORP. products are to be installed in accordance with local codes, laws and regulations and only by a contractor qualified in the installation and service of gas fired heating equipment.

For Further Information please contact your Independent distributor or the factory for details.

**Combustion Research Corporation**

2516 Leach Road  
 Rochester Hills, MI 48309-3555  
 Telephone: 248.852.3611  
 Fax: 248.852.9165  
 Toll Free: 888.852.3611  
[www.combustionresearch.com](http://www.combustionresearch.com)

